



# SIGMA **eco** SUPREME

## Lowest Case Cost, Ultra-Light Weight, Premium Grade with High Load-Holding Capabilities

**ecoSUPREME** is Sigma Stretch Film's newest, premium grade stretch film made with special orientation that produces stronger film at thinner gauges. **ecoSUPREME** rolls are ultra-light weight to minimize wrapper fatigue. Engineered to outperform all competitive hand films — regardless of gauge — **ecoSUPREME** has reinforced edges to provide unrivaled load-holding force and tear resistance. **ecoSUPREME**'s aggressive cling package is strong enough for B and many C loads. Low case prices and on-the-load cost make **ecoSUPREME** eco-nomical.

And, using less film per load makes **ecoSUPREME** — eco-friendly!

**ecoSUPREME** — the new, economical, eco-friendly hand film solution!

### **ecoSUPREME**

Applications Include:

- Cold Environments
- Grocery Warehouses
- Internal Wrapping
- Boxed Products
- Food Processors
- All Load Profiles

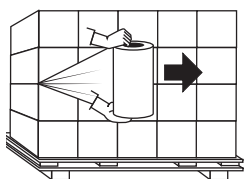
 **Sigma Stretch® Film**

# SIGMA *eco* SUPREME

Film Width	Roll Length	Cases/Pallet	Product Number
325mm	450m	60	HPS1314SE

**Sigma Stretch® Film** produces the most reliable and consistent stretch films available in North America. Our four regional plants in the United States along with our facility in Canada represent the most modern and sophisticated fleet of extrusion equipment in the stretch film industry. Each plant has been designed from the ground-up specifically to produce premium stretch film products. Sigma Stretch Film offers the most complete range of both blown and cast, machine and hand films to fit your every need. Sigma Stretch Film — the simple solution for all your stretch film needs.

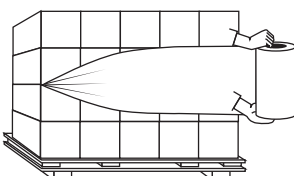
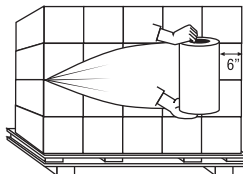
## How to Apply *eco*SUPREME Film — 1.



Tuck the end of the film between the boxes or tie to the skid. With the hand closest to the skid on top of the roll and the other hand on the bottom, walk forward with the film unwinding next to the load. Always hold the roll straight up and down — perpendicular to the floor and parallel to the load.



**2.** Let the roll unwind easily as you move alongside the load until you are about 6 inches from the corner. **3.** Stop. While holding the roll firmly, stretch the film beyond the corner to the maximum tension — then wrap



the film around the corner. Repeat this process on all sides while overlapping each layer 1” to 3” in a spiral motion. Once the load is completely and securely wrapped, break off the film 12” past the corner and wipe it down.

## Film Selector Worksheet

Load Information:

Product: \_\_\_\_\_

Load Profile: \_\_\_\_\_

Height: \_\_\_\_\_

Width: \_\_\_\_\_

Length: \_\_\_\_\_

Weight: \_\_\_\_\_

Current Film Used:

Brand: \_\_\_\_\_

Type: \_\_\_\_\_

Gauge: \_\_\_\_\_

*Your Sigma sales representative  
will be pleased to discuss your requirements.*



A Sigma Stretch Film &  
Sun Valley Worldwide  
Recycling Alliance

1-877-NXT-LIFE  
www.nextlife-recycle.com

## Σ Sigma Stretch® Film

*“The Low Cost Solution”*

Sigma Stretch Film of Canada Co.  
219 Jamieson Bone Road  
P.O. Box 380  
Belleville, On K8N 5A5

Telephone: 613.966.4400  
Fax: 613.966.2058  
Web: [www.sigmastretchfilm.com](http://www.sigmastretchfilm.com)  
E-Mail: [sigma.stretch@sigmaplastics.com](mailto:sigma.stretch@sigmaplastics.com)

Sigma Stretch Film is a division of the  
Sigma Plastics Group of Companies